


MAKE YOUR OWN  
*St. Patrick's Day Garland*


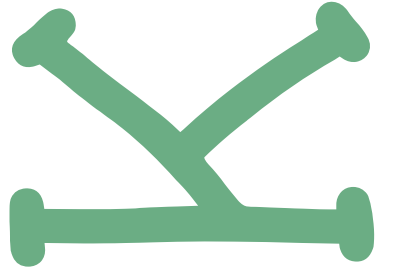
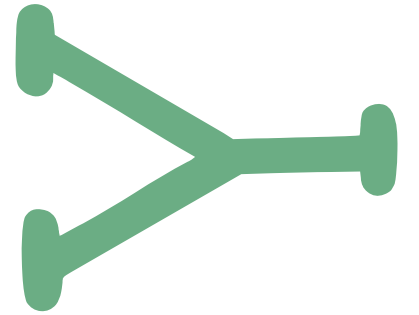




Cut 5 banners and  
6 shamrocks.



*makeable crafts*

IDEAS FOR THE  
EVERYDAY CRAFTER



1. Cut 5 circles.
2. Use the square to cut your green fabric.
3. Trace your letters onto white card stock or thin cardboard & paint white.